


The loading dock is located on E. 3rd Street, between Congress Ave. and Brazos St.

Loading Dock Entrance



Guest Parking (Self & Valet) Entrance – Lobby of Hotel

View from Congress down 3rd, Dock Entrance on Right



JW Marriott Austin Loading Dock Hours of Operation:

Monday – Friday: 7:00am – 7:00pm

Saturday: 9:00am – 5:00pm

Sunday: 9:00am – 5:00pm

**Dock usage may be scheduled outside the hours listed. Please contact your Event Manager for arrangements.*

- The Hotel has 2 dock bays, which are shared for production and Hotel deliveries. As such, all Trucks must have a scheduled arrival and departure time at the Dock (done through your Event Manager).
- No vehicle or Truck is permitted to park overnight at the Hotel Dock. Arrangements for Truck parking are the responsibility of each individual vendor.
- The Hotel has 2 freight elevators, available (free of charge) for Production use:

Elevator 1 is 16,000 lbs capacity
with dimension of 8.2 W x 22'-11" x 10' H

Elevator 2 is 18,000 lbs capacity
with dimension of 9.2' W x 22'-11" x 10' H

If assistance is needed before arrival and the main line is busy,
please contact Robert Haynes (Loss Prevention) - (512) 608-4806.

Dock Bays 1 & 2



Please be aware:
Both dock bays 1 & 2 are on
A 30° incline downwards.

Be sure that all freight is
Properly secured inside
The vehicle.

View of all Dock Bays 1-3




Dock Bay 3 is permanently
In-use with a dumpster bin.

1 of 2 freight elevators



Ramp from street-level
To freight elevator






View of 2 dock bays


Large freight elevator





Dock Bay

Walk to the left, around this corner



Walk down this Hall

Turn the corner, you see this



(3) Staff elevators,
(2) Large freights
The 2nd freight is to the left of the one shown